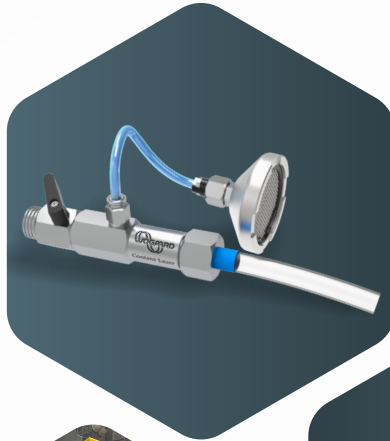
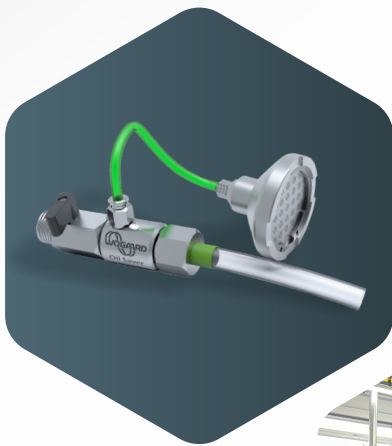




COOLANT/OIL SAVING SOLUTIONS



**Reduce, Reuse, and Recycle
Cutting Fluids for a Sustainable
Manufacturing Industry.**

Transforming Industries through Engineering Innovation with Purpose

Where it all started

With extensive experience in design and maintenance, Preben and Christian Woergaard recognised the impact of coolant wastage produced by CNC machines on companies' costs and the environment. To tackle this issue, the founders crafted a ground-breaking solution that harnesses wasted power from the machines themselves, eliminating the need for additional energy usage and cost, and they called it The Wogaard Coolant Saver.

Not long after, Jason Hutt joined the team tasked with spearheading the product launch into the international market.

Our Impact Worldwide

With numerous success stories and case studies showcasing the costsaving and environmental benefits of their award-winning products, Wogaard is poised to make a significant impact on the global manufacturing landscape.




Our Coolant/Oil Saving Solutions will allow you to save time and money by collecting the residual coolant that is dragged out into the swarf bins with the swarf and putting it back into the machine's coolant sump.

Worldwide Presence

With a global footprint, our products reach every corner of the world, thanks to our robust network of technical partners. These dedicated partners not only distribute our products but also bring their local expertise and technical knowledge to the table.



 **+200 MILLIONS OF LITRES OF SOLUBLE COOLANT SAVED**

 **+185 MILLIONS OF LITRES OF FRESH WATER SAVED**

 **THOUSANDS OF BUSINESS POSITIVELY IMPACTED**

OUR MISSION

Empowering the machining industry with innovative coolant and oil saving solutions.

OUR VISION

An environmentally sustainable machining industry.

OUR COMMITMENT

Advancing sustainability in the machining industry and raising awareness of our duty to act.



Contents

COOLANT SAVER 3 - 4

For Soluble Coolant

OIL SAVER 3 - 4

For Neat Oil

A/B BOX 5

2x Vacuum Cups, 1 Unit

ACCESSORIES 6

Vacuum Protector

Wogaard Safety Bracket

Additional Fitting Kits

WOGAARD BEACON 7

UV Coolant Disinfecting Solution

KEET-IT-COVERED BIN PROTECTORS 8

Safeguard Against Harmful Vapours

TECH SECTION 9

Coolant Saver Specification

Oil Saver Specification

Beacon UV Questionnaire Application

CASE STUDIES 10

Technoset

SecoTools

Renishaw

Progressive-Technology

Mettis Aerospace

COOLANT SAVER KIT

FOR SOLUBLE COOLANT


Specially designed for soluble coolant applications and possible to install in a wide range of CNC machines, the Coolant Saver will allow you to reduce, reuse and recycle the coolant that is dragged out into the swarf bins from the conveyor.

Typical Application:

- Soluble Coolant on machines with Conveyors.

The Coolant Saver Kit Contains:

- Venturi Unit.
- Stainless Steel filtered Vacuum Cup with 3 metres of 6mm PU hose (can be extended up to 10 metres).
- 1.5 metres of 12mm PU Outlet hose.
- ½" BSPT and ¾" BSPT Galv T & Straight Fittings.
- PTFE Tape.



Part N°	
144-1000	Coolant Saver.
144-1000-ST	Coolant Saver with Stainless Steel Nozzle.

- Designed for hard metal/harsh applications.

OIL SAVER KIT

FOR NEAT OIL


Specially designed for use on neat oil on CNC Sliding head Machines (Swiss Style lathe), the Oil Saver will allow you to reduce, reuse and recycle the neat oil that is dragged out into the swarf bins from the conveyor.

Typical Application:

- Neat oil up to and including 22 centistoke viscosity on sliding head machine. Between 23-32 centistoke will be dependant on pump pressure of sliding head machine.

The Oil Saver Kit Contains:

- Venturi Unit.
- Stainless Steel filtered Vacuum Cup with 3 metres of 6mm PU hose (can be extended up to 5 metres).
- 1 metre of 12mm PU Outlet hose.
- 1" BSPT Galv T & Straight Fittings.
- PTFE Tape.



Part N°	
145-1000	Oil Saver.
244-1000-SS	Oil Saver - Stainless Steel.


- Vacuum cup, venturi unit & fittings manufactured from Stainless Steel.
- Potential use on higher viscosity oil than normal.

MAIN BENEFITS

- **Up to 50% in Coolant Saving.**
 - Reduced topping up.
- **Up to 90% saving in Disposal.**
 - Reduction in disposal cost to remove coolant.
- **Improved Housekeeping.**
 - Cleaner area around the machine.
 - Reduction of leaks/floods in swarf storage areas.
- **Manpower Reduction.**
 - No manual intervention to empty the coolant from the swarf bin as it is done automatically.
- **Higher Swarf Value.**
 - Improved price for swarf without coolant.
- **Environment.**
 - Reducing Carbon footprint through recycling coolant and less disposal.
 - No external power required, powered by machine pumps.

** More accessories on page 8

HOW MUCH COOLANT ARE YOU DISCARDING?



** More accessories on page 8

MAIN BENEFITS

- **Significant Cost Saving in neat oil.**
 - Reduced topping up.
- **Significant Cost Saving in Disposal of residual oil.**
 - Reduction in disposal cost to remove the neat oil.
- **Improved Housekeeping.**
 - Ensure the areas around the machines and within the disposal and spinning sections are kept tidy.
- **Environment.**
 - 100% positive environmental impact and promotes sustainable manufacturing practices.
- **Manpower Reduction.**
 - Reduction to manpower hours through less handling.
- **Higher Swarf Value.**
 - Improved price for swarf without neat oil.
- **Saving production hours.**
 - Ensures machine does not alarm overnight due to low oil levels.

** More accessories on page 8

EASY INSTALLATION, COMPACT AND SLEEK



Scan for Installation Gallery

A/B BOX

2X VACUUM CUPS, 1 UNIT

Expand and automate your Coolant Saving Management

With the revolutionary Wogaard A/B Box, you can now connect two Vacuum Cups to reclaim coolant from just one Coolant Saver or Oil Saver unit. Imagine the potential savings and efficiency gains you'll experience as this cutting-edge technology streamlines your operations.

Smart box:


- Set variable timings between each vacuum.
- Easy to install on current coolant/oil saver set up.
- Handle the harsh environment of coolant/oils.
- Standard single phase power supply.



Part N°
1044-1000 | AB Box

Discover the Expansive Possibilities of the 2nd Vacuum Cup:

Unleash Efficiency and Versatility!



These are some of the application areas we've found so far for taking advantage of a 2nd Vacuum Cup that works alongside the Vacuum Cup inside the Swarf Bin:

- Automated zones.
- Tool Magazine area.
- Under machine.
- Twin Conveyors.
- Part Collectors.
- Filtration Units.

The A/B Box can be retrofitted to any existing installation of the Coolant or Oil Saver.

ACCESSORIES

VACUUM PROTECTOR


Part N° 151-1001 | Length: 660mm Part N° 152-1001 | Length: 750mm

SPECIFICATION

- Material: Steel fabrication with painted Black.
- Finish 80mm square profile x 660mm/750mm height available.
- Clamp to profile tube and grip over bin.

The main reason for a vacuum protector is to avoid having to pull the vacuum out of heavy swarf when removing bins to empty.

**Special lengths can be quoted on request.*



WOGAARD SAFETY BRACKET

THE MAIN BENEFITS:

- Can be mounted permanently to conveyor head or convenient location.
- For quick/safe release if vacuum head is permanently located in swarf bin.
- Built-in Check valve for secure disconnection and to avoid spillages.
- Can be retrofitted to any existing installation of the Coolant or Oil Saver.

Part N° 224-2000 | Safety Bracket

Machines with high cycles that require the swarf bins to be emptied often.



ADDITIONAL FITTING KITS AND ACCESSORIES

- Fitting kits for waist-mounted pumps when metal pipework runs from the pump.
- Fixed vacuum head kits for custom swarf bin assemblies.



Scan the QR Code for List of Accessories

WOGAARD BEACON

UV COOLANT DISINFECTING SOLUTION



"Shine a Light" and keep dangerous levels of bacteria down in your soluble coolant.

- Reduces bacteria to safe levels on fluids with low transmittance to UV light.
- Automated process.
- Comply with HSE requirements for bacteria levels for safe working.
- Save coolant, disposal and cleaner costs (biocides).

Fluids (CFU/ml) Level of Infection	10 ²	10 ³	10 ⁴	10 ⁵	10 ⁶	10 ⁷
Approx colonies per agar	2	12	60	200	500	600+
Example image CFU = Colony Forming Units						
Surfaces (CFU/cm2) Level of infection	0.4	2.5	12	40	100	250
	Safe Levels		Quality Control Needed		Unsafe Levels	



KEEP-IT-COVERED - BIN PROTECTORS

SAFEGUARD AGAINST HARMFUL VAPOURS

Installing our bin covers is a breeze, ensuring a hassle-free experience for you. Once in place, they become your ultimate guardian against unpleasant odors that can permeate your facilities. Bid farewell to those offensive smells and embrace a fresh and inviting atmosphere.


But that's not all. These incredible bin covers go the extra mile by keeping the area around your swarf bins squeaky clean. Moreover, they are ready to be combined with our award-winning Coolant and Oil Savers.

MAJOR BENEFITS:

- Improve Housekeeping.
- Improve Health & Safety by reducing exposure.
- Avoid harmful vapours coming out from the bins.
- Avoid bad odours.

SPECIFICATION:

- In line with the HSE Directives to prevent exposure to metalworking fluid mist.
- Customisable to any machine's layout.



Join countless satisfied customers who have already discovered the tremendous benefits of our "Keep-it-Covered" swarf bin covers.



Scan for
Measurement Template



TECH SECTION:


COOLANT SAVER SPECIFICATION



Fluid	Water-soluble cutting fluid Non-water-soluble oil
Operating pressure	0.2 to 45 bar
Suction capacity	0.5 to -0.8 bar
Collection flow rate	Approx. 1 Litre/min.
Mounting height	Max. 3 Metres
Collection tube length	Max. 10 Metres

*Insignificant amount of pump pressure will be used whilst in operation.


OIL SAVER SPECIFICATION



Fluid	Non-water-soluble oil
Operating pressure	0.2 to 10 bar
Suction capacity	up to -0.6 bar
Collection flow rate	Approx. 0,25 Liter/min.
Mounting height	Max. 3 Metres
Collection tube length	Max. 5 Metres

*Insignificant amount of pump pressure will be used whilst in operation.

Installation Examples



Mazak Integrex i300




Matsuura MX 330

Installation Examples



Citizen M32 VIII



Star SR-20RIII

CASE STUDIES

From first hand and renowned companies, these case studies serve as tangible proof of our commitment to innovation and customer satisfaction.



The savings are so significant and the return on the investment is so fast there is no requirement to spend time drilling down into the fine details.

- RICHARD SMITH



We have significantly reduced the time wasted topping up the oil in the sump of the machines, negated the risk of neat oil being spilt or leaking onto the shop floor and saved our labourers' time vacuuming out the oil from the skips.

- JON DAVIES



There is simply no way we would go back to a shopfloor without the Coolant and Oil Savers fitted to the machines. Walk around now and the swarf bins are dry with material that is ready to be responsibly recycled. And we know the coolant, be it oil or water-based, is getting reclaimed and recycled quickly and efficiently back into the same machine tool's sump so there is never any worry about cross contamination.

- KEVAN KANE



It is simple to use and with our water miscible coolant mix running at between 6 and 9 per cent, it has obviously saved us a fortune, with the benefit of reduced sump top ups and improved housekeeping.

- ASHLEY MIZEN



We calculated the cost of the coolant at £1,285.92 and added the cost of disposal at £304.50 for every 4,000 litres, which highlighted an annual expenditure of just under £1,600 for one machine alone.

- PHIL KETCH



BEACON UV QUESTIONNAIRE APPLICATION:

This questionnaire is designed to help us pinpoint the crucial factors that will determine whether the Beacon UV is an effective solution for your bacterial issue. Additionally, it will provide guidance on how to best install and utilize the unit for maximum efficiency.

Scan the QR code to fill in the questionnaire.





CONTACT US

☎ +44 (0) 208 9355182

✉ sales@wogaard.com

🌐 www.wogaard.com

WOGAARD Ltd. 1 Park Road, Hampton Wick,
Kingston Upon Thames, Surrey, KT1 4AS